

# ACID SP

## Section 1. Identification

**Product identifier** : ACID SP  
**Other means of identification** : Not available.  
**Product type** : Liquid.

**Product dilution information** : 0.5 to 2.0%

**Relevant identified uses of the substance or mixture and uses advised against**  
**Identified uses** : Phosphate free, low foam acid cleaner.

**Supplier/Manufacturer** : OmniChem  
 12205 April St  
 Montréal, Québec  
 Canada H1B 5M3  
 Phone: 1-(514) 645-6199  
 Fax: 1-(514) 645-6299  
 Email: [info@omnichem.ca](mailto:info@omnichem.ca)

**Emergency telephone number (with hours of operation)** : Monday to Friday  
 8:00 am – 4:00 pm  
 Tel: 514-645-6199  
 Email: [info@omnichem.ca](mailto:info@omnichem.ca)  
 CANUTEC (Restriction - Transportation emergencies only): +1-613-996-6666 or \*666 (cellular) (24/7)

## Section 2. Hazard identification

**Classification of the substance or mixture** : SKIN CORROSION/IRRITATION - Category 1A  
 SERIOUS EYE DAMAGE/ EYE IRRITATION - Category 1

**Product at RECOMMENDED DILLUTION** : SKIN CORROSION/IRRITATION - Category 1A  
 SERIOUS EYE DAMAGE/ EYE IRRITATION - Category 1

**GHS label elements**  
**Hazard pictograms**



**Signal word** : Danger

**Hazard statements** : H314 - Causes severe skin burns and eye damage.

**Precautionary statements Prevention** : P280 - Wear protective gloves. Wear protective clothing. Wear eye or face protection.  
 P264 - Wash hands thoroughly after handling.

## Section 2. Hazard identification

**Response** : P304 + P340 + P310 - IF INHALED: Remove person to fresh air and keep comfortable for breathing. Immediately call a POISON CENTER or physician. P301 + P310 + P330 + P331 - IF SWALLOWED: Immediately call a POISON CENTER or physician. Rinse mouth. Do NOT induce vomiting. P303 + P361 + P353 + P363 + P310 - IF ON SKIN (or hair): Take off immediately all contaminated clothing. Rinse skin with water. Wash contaminated clothing before reuse. Immediately call a POISON CENTER or physician. P305 + P351 + P338 + P310 - IF IN EYES: Rinse cautiously with water for several minutes. Remove contact lenses, if present and easy to do. Continue rinsing. Immediately call a POISON CENTER or physician.

**Storage** : Store in an appropriate location.

**Disposal** : P501 - Dispose of contents and container in accordance with all local, regional, national and international regulations.

**Supplemental label elements** : Do not taste or swallow. Wash thoroughly after handling.

### Product at RECOMMENDED DILLUTION

**Declaration on Security Prevention** : P280 - Wear protective gloves. Wear protective clothing. Wear eye or face protection.  
P264 - Wash hands thoroughly after handling.

**Response** : P304 + P340 + P310 - IF INHALED: Remove person to fresh air and keep comfortable for breathing. Immediately call a POISON CENTER or physician. P301 + P310 + P330 + P331 - IF SWALLOWED: Immediately call a POISON CENTER or physician. Rinse mouth. Do NOT induce vomiting. P303 + P361 + P353 + P363 + P310 - IF ON SKIN (or hair): Take off immediately all contaminated clothing. Rinse skin with water. Wash contaminated clothing before reuse. Immediately call a POISON CENTER or physician. P305 + P351 + P338 + P310 - IF IN EYES: Rinse cautiously with water for several minutes. Remove contact lenses, if present and easy to do. Continue rinsing. Immediately call a POISON CENTER or physician.

**Storage** : Store in an appropriate location.

## Section 3. Composition/information on ingredients

**Substance/mixture** : Mixture.

**Other means of identification** : Not available.

Ingredient name	% (w/w)	CAS number
Nitric acid	30 - 60	7697-37-2

### Product at RECOMMENDED DILLUTION

**Declaration on security** : No known significant effects or critical hazards.

The exact percentage (concentration) in the composition has been withheld as a trade secret in accordance with the amended HPR as of April 2018.

There are no additional ingredients present which, within the current knowledge of the supplier and in the concentrations applicable, are classified as hazardous to health or the environment and hence require reporting in this section.

Occupational exposure limits, if available, are listed in Section 8.

## Section 4. First-aid measures

### Description of necessary first aid measures

**Eye contact** : Get medical attention immediately. Call a poison center or physician. Immediately flush eyes with plenty of water, occasionally lifting the upper and lower eyelids. Check for and remove any contact lenses. Continue to rinse for at least 20 minutes. Chemical burns must be treated promptly by a physician.

**Inhalation** : Get medical attention immediately. Call a poison center or physician. Remove victim to fresh air and keep at rest in a position comfortable for breathing. If it is suspected that fumes are still present, the rescuer should wear an appropriate mask or self-contained breathing apparatus. If not breathing, if breathing is irregular or if respiratory arrest occurs, provide artificial respiration or oxygen by trained personnel. It may be dangerous to the person providing aid to give mouth-to-mouth resuscitation. If unconscious, place in recovery position and get medical attention immediately. Maintain an open airway. Loosen tight clothing such as a collar, tie, belt or waistband.

**Skin contact** : Get medical attention immediately. Call a poison center or physician. Flush contaminated skin with plenty of water. Wash contaminated clothing thoroughly with water before removing it, or wear gloves. Continue to rinse for at least 20 minutes. Chemical burns must be treated promptly by a physician. Wash clothing before reuse. Clean shoes thoroughly before reuse.

**Ingestion** : Get medical attention immediately. Call a poison center or physician. Wash out mouth with water. Remove dentures if any. Remove victim to fresh air and keep at rest in a position comfortable for breathing. If material has been swallowed and the exposed person is conscious, give small quantities of water to drink. Stop if the exposed person feels sick as vomiting may be dangerous. Do not induce vomiting unless directed to do so by medical personnel. If vomiting occurs, the head should be kept low so that vomit does not enter the lungs. Chemical burns must be treated promptly by a physician. Never give anything by mouth to an unconscious person. If unconscious, place in recovery position and get medical attention immediately. Maintain an open airway. Loosen tight clothing such as a collar, tie, belt or waistband.

### Most important symptoms/effects, acute and delayed

#### Potential acute health effects

**Eye contact** : Causes serious eye damage.  
**Inhalation** : No known significant effects or critical hazards.  
**Skin contact** : Causes severe burns.  
**Ingestion** : Corrosive to the digestive tract. Causes burns.

#### Over-exposure signs/symptoms

**Eye contact** : Adverse symptoms may include the following:  
Pain  
Watering  
Redness  
**Inhalation** : No known significant effects or critical hazards.  
**Skin contact** : Adverse symptoms may include the following:  
Pain or irritation  
Redness  
Blistering may occur  
**Ingestion** : Adverse symptoms may include the following: stomach pains

### Indication of immediate medical attention and special treatment needed, if necessary

**Notes to physician** : Treat symptomatically. Contact poison treatment specialist immediately if large quantities have been ingested or inhaled.

**Specific treatments** : No specific treatment.

**Protection of first-aiders** : No action shall be taken involving any personal risk or without suitable training. If it is suspected that fumes are still present, the rescuer should wear an appropriate mask or self-contained breathing apparatus. It may be dangerous to the person providing aid to give mouth-to-mouth resuscitation. Wash contaminated clothing thoroughly with water before removing it, or wear gloves.

## Section 4. First-aid measures

### Product at RECOMMENDED DILLUTION

<b>Eye contact</b>	: Get medical attention immediately. Call a poison center or physician. Immediately flush eyes with plenty of water, occasionally lifting the upper and lower eyelids. Check for and remove any contact lenses. Continue to rinse for at least 20 minutes. Chemical burns must be treated promptly by a physician.
<b>Inhalation</b>	: Get medical attention immediately. Call a poison center or physician. Remove victim to fresh air and keep at rest in a position comfortable for breathing. If it is suspected that fumes are still present, the rescuer should wear an appropriate mask or self-contained breathing apparatus. If not breathing, if breathing is irregular or if respiratory arrest occurs, provide artificial respiration or oxygen by trained personnel. It may be dangerous to the person providing aid to give mouth-to-mouth resuscitation. If unconscious, place in recovery position and get medical attention immediately. Maintain an open airway. Loosen tight clothing such as a collar, tie, belt or waistband.
<b>Skin contact</b>	: Get medical attention immediately. Call a poison center or physician. Flush contaminated skin with plenty of water. Wash contaminated clothing thoroughly with water before removing it, or wear gloves. Continue to rinse for at least 20 minutes. Chemical burns must be treated promptly by a physician. Wash clothing before reuse. Clean shoes thoroughly before reuse.
<b>Ingestion</b>	: Get medical attention immediately. Call a poison center or physician. Wash out mouth with water. Remove dentures if any. Remove victim to fresh air and keep at rest in a position comfortable for breathing. If material has been swallowed and the exposed person is conscious, give small quantities of water to drink. Stop if the exposed person feels sick as vomiting may be dangerous. Do not induce vomiting unless directed to do so by medical personnel. If vomiting occurs, the head should be kept low so that vomit does not enter the lungs. Chemical burns must be treated promptly by a physician. Never give anything by mouth to an unconscious person. If unconscious, place in recovery position and get medical attention immediately. Maintain an open airway. Loosen tight clothing such as a collar, tie, belt or waistband.

See toxicological information (Section 11)

## Section 5. Fire-fighting measures

<b>Extinguishing media</b>	: Use an extinguishing agent suitable for the surrounding fire.
<b>Suitable extinguishing media</b>	
<b>Unsuitable extinguishing media</b>	: None known.
<b>Specific hazards arising from the chemical</b>	: No specific fire or explosion hazard.
<b>Hazardous thermal decomposition products</b>	: Decomposition products may include the following materials: Nitrogen oxides
<b>Special protective actions for fire-fighters</b>	: Promptly isolate the scene by removing all persons from the vicinity of the incident if there is a fire. No action shall be taken involving any personal risk or without suitable training.
<b>Special protective equipment for fire-fighters</b>	: Fire-fighters should wear appropriate protective equipment and self-contained breathing apparatus (SCBA) with a full face-piece operated in positive pressure mode.

## Section 6. Accidental release measures

### Personal precautions, protective equipment and emergency procedures

<b>For non-emergency personnel</b>	: No action shall be taken involving any personal risk or without suitable training. Evacuate surrounding areas. Keep unnecessary and unprotected personnel from entering. Do not touch or walk through spilled material. Do not breathe vapor or mist. Provide adequate ventilation. Wear appropriate respirator when ventilation is inadequate. Put on appropriate personal protective equipment.
<b>For emergency responders</b>	: If specialized clothing is required to deal with the spillage, take note of any information in Section 8 on suitable and unsuitable materials. See also the information in "For non-emergency personnel".

## Section 6. Accidental release measures

**Environmental precautions** : Avoid dispersal of spilled material and runoff and contact with soil, waterways, drains and sewers. Inform the relevant authorities if the product has caused environmental pollution (sewers, waterways, soil or air).

### Methods and materials for containment and cleaning up

**Small spill** : Stop leak if without risk. Move containers from spill area. Dilute with water and mop up if water-soluble. Alternatively, or if water-insoluble, absorb with an inert dry material and place in an appropriate waste disposal container. Dispose of via a licensed waste disposal contractor.

**Large spill** : Stop leak if without risk. Move containers from spill area. Approach release from upwind. Prevent entry into sewers, water courses, basements or confined areas. Wash spillages into an effluent treatment plant or proceed as follows. Contain and collect spillage with non-combustible, absorbent material e.g. sand, earth, vermiculite or diatomaceous earth and place in container for disposal according to local regulations (see Section 13). The spilled material may be neutralized with sodium carbonate, sodium bicarbonate or sodium hydroxide. Dispose of via a licensed waste disposal contractor. Contaminated absorbent material may pose the same hazard as the spilled product. Note: see Section 1 for emergency contact information and Section 13 for waste disposal.

### Product at RECOMMENDED DILLUTION

**For non-emergency personnel** : No action shall be taken involving any personal risk or without suitable training. Evacuate surrounding areas. Keep unnecessary and unprotected personnel from entering. Do not touch or walk through spilled material. Do not breathe vapor or mist. Provide adequate ventilation. Wear appropriate respirator when ventilation is inadequate. Put on appropriate personal protective equipment.

**For emergency responders** : If specialized clothing is required to deal with the spillage, take note of any information in Section 8 on suitable and unsuitable materials. See also the information in "For non-emergency personnel".

**Environmental precautions** : Avoid dispersal of spilled material and runoff and contact with soil, waterways, drains and sewers. Inform the relevant authorities if the product has caused environmental pollution (sewers, waterways, soil or air).

### Methods and materials for containment and cleaning up

**Spill** : Stop leak if without risk. Move containers from spill area. Approach release from upwind. Prevent entry into sewers, water courses, basements or confined areas. Wash spillages into an effluent treatment plant or proceed as follows. Contain and collect spillage with non-combustible, absorbent material e.g. sand, earth, vermiculite or diatomaceous earth and place in container for disposal according to local regulations (see Section 13). The spilled material may be neutralized with sodium carbonate, sodium bicarbonate or sodium hydroxide. Dispose of via a licensed waste disposal contractor. Contaminated absorbent material may pose the same hazard as the spilled product. Note: see Section 1 for emergency contact information and Section 13 for waste disposal.

## Section 7. Handling and storage

### Precautions for safe handling

**Protective measures** : Put on appropriate personal protective equipment (see Section 8). Do not get in eyes or on skin or clothing. Do not breathe vapor or mist. Do not ingest. If during normal use the material presents a respiratory hazard, use only with adequate ventilation or wear appropriate respirator. Keep in the original container or an approved alternative made from a compatible material, kept tightly closed when not in use. Keep away from acids. Empty containers retain product residue and can be hazardous. Do not reuse container.

**Advice on general occupational hygiene** : Eating, drinking and smoking should be prohibited in areas where this material is handled, stored and processed. Workers should wash hands and face before eating, drinking and smoking. See also Section 8 for additional information on hygiene measures.

**Conditions for safe storage, including any incompatibilities** : Store in accordance with local regulations. Store in original container protected from direct sunlight in a dry, cool and well-ventilated area, away from incompatible materials (see Section 10) and food and drink. Store in an appropriate location. Separate from alkalis. Keep container tightly closed and sealed until ready for use. Containers that have been opened must be carefully resealed and kept upright to prevent leakage. Do not store in unlabeled containers. Use appropriate containment to avoid environmental contamination. See Section 10 for incompatible materials before handling or use.

## Section 7. Handling and storage

### Product at RECOMMENDED DILLUTION

#### Precautions for safe handling

: Put on appropriate personal protective equipment (see Section 8). Do not get in eyes or on skin or clothing. Do not breathe vapor or mist. Do not ingest. If during normal use the material presents a respiratory hazard, use only with adequate ventilation or wear appropriate respirator. Keep in the original container or an approved alternative made from a compatible material, kept tightly closed when not in use. Keep away from acids. Empty containers retain product residue and can be hazardous. Do not reuse container.

#### Conditions for safe storage, including any incompatibilities

: Store in accordance with local regulations. Store in original container protected from direct sunlight in a dry, cool and well-ventilated area, away from incompatible materials (see Section 10) and food and drink. Store in an appropriate location. Separate from alkalis. Keep container tightly closed and sealed until ready for use. Containers that have been opened must be carefully resealed and kept upright to prevent leakage. Do not store in unlabeled containers. Use appropriate containment to avoid environmental contamination. See Section 10 for incompatible materials before handling or use.

## Section 8. Exposure controls/personal protection

### Control parameters

#### Occupational exposure limits

<u>Ingredient name</u>	<u>Exposure limits</u>
Nitric acid	<p><b>CA Alberta Provincial (Canada, 4/2009).</b>                      15 min OEL: 4 ppm 15 minutes.                      15 min OEL: 10 mg/m<sup>3</sup> 15 minutes.                      8 hrs OEL: 2 ppm 8 hours.                      8 hrs OEL: 5.2 mg/m<sup>3</sup> 8 hours.</p> <p><b>CA British Columbia Provincial (Canada, 6/2017).</b>                      TWA: 2 ppm 8 hours.                      STEL: 4 ppm 15 minutes.</p> <p><b>CA Ontario Provincial (Canada, 1/2018).</b>                      TWA: 2 ppm 8 hours.                      STEL: 4 ppm 15 minutes.</p> <p><b>CA Quebec Provincial (Canada, 1/2014).</b>                      TWAEV: 2 ppm 8 hours.                      TWAEV: 5.2 mg/m<sup>3</sup> 8 hours.                      STEV: 4 ppm 15 minutes.                      STEV: 10 mg/m<sup>3</sup> 15 minutes.</p> <p><b>CA Saskatchewan Provincial (Canada, 7/2013).</b>                      STEL: 4 ppm 15 minutes.                      TWA: 2 ppm 8 hours</p>

#### Appropriate engineering controls

: If user operations generate dust, fumes, gas, vapor or mist, use process enclosures, local exhaust ventilation or other engineering controls to keep worker exposure to airborne contaminants below any recommended or statutory limits.

#### Individual protection measures

##### Hygiene measures

: Wash hands, forearms and face thoroughly after handling chemical products, before eating, smoking and using the lavatory and at the end of the working period. Appropriate techniques should be used to remove potentially contaminated clothing. Wash contaminated clothing before reusing. Ensure that eyewash stations and safety showers are close to the workstation location.

##### Eye/face protection

: Safety eyewear complying with an approved standard should be used when a risk assessment indicates this is necessary to avoid exposure to liquid splashes, mists, gases or dusts. If contact is possible, the following protection should be worn, unless the assessment indicates a higher degree of protection: chemical splash goggles and/or face shield. If inhalation hazards exist, a full-face respirator may be required instead.

##### Skin protection

##### Hand protection

: Wear rubber gloves. Chemical-resistant, impervious gloves complying with an approved standard should be worn at all times when handling chemical products if a risk assessment indicates this is necessary. Considering the parameters specified by the glove manufacturer, check during use that the gloves are still retaining their protective properties. It should be noted that the time to breakthrough for any glove material may be different for different glove manufacturers. In the case of mixtures, consisting of several substances, the protection time of the gloves cannot be accurately estimated.

## Section 8. Exposure controls/personal protection

<b>Body protection</b>	: Personal protective equipment for the body should be selected based on the task being performed and the risks involved.
<b>Other skin protection</b>	: Appropriate footwear and any additional skin protection measures should be selected based on the task being performed and the risks involved.
<b>Respiratory protection</b>	: Based on the hazard and potential for exposure, select a respirator that meets the appropriate standard or certification. Respirators must be used according to a respiratory protection program to ensure proper fitting, training, and other important aspects of use.

### Product at RECOMMENDED DILLUTION

<b>Appropriate engineering controls</b>	: If user operations generate dust, fumes, gas, vapor or mist, use process enclosures, local exhaust ventilation or other engineering controls to keep worker exposure to airborne contaminants below any recommended or statutory limits.
<b>Individual protection measures</b>	
<b>Eye/face protection</b>	: Safety eyewear complying with an approved standard should be used when a risk assessment indicates this is necessary to avoid exposure to liquid splashes, mists, gases or dusts. If contact is possible, the following protection should be worn, unless the assessment indicates a higher degree of protection: chemical splash goggles and/or face shield. If inhalation hazards exist, a full-face respirator may be required instead.
<b>skin protection</b>	: Appropriate footwear and any additional skin protection measures should be selected based on the task being performed and the risks involved.
<b>Hand protection</b>	: When handling chemicals, wear chemical-resistant, impervious gloves that conform to an approved standard at all times if a risk assessment indicates this is necessary.
<b>Respiratory protection</b>	: Based on the hazard and potential for exposure, select a respirator that meets the appropriate standard or certification. Respirators must be used according to a respiratory protection program to ensure proper fitting, training, and other important aspects of use.

## Section 9. Physical and chemical properties

	Product at initial concentration	Product at RECOMMENDED DILLUTION
<b>Appearance</b>		
<b>Physical state</b>	: Liquid. [Clear.]	: Liquid. [Clear.]
<b>Color</b>	: Reddish.	: Not available.
<b>Odor</b>	: Not available.	: Not available.
<b>Odor threshold</b>	: Not available.	: Not available.
<b>pH</b>	: 1.5 [Conc. (% w/w): 1%]	: 1.5 – 2.5
<b>Melting point</b>	: Not available.	
<b>Boiling point</b>	: Not available.	
<b>Flash point</b>	: Not available.	
<b>Evaporation rate</b>	: Not available.	
<b>Flammability (solid, gas)</b>	: Not available.	
<b>Lower and upper explosive (flammable) limits</b>	: Not available.	
<b>Vapor pressure</b>	: Not available.	
<b>Vapor density</b>	: Not available.	
<b>Relative density</b>	: 1.25	
<b>Solubility</b>	: Complete	
<b>Partition coefficient: n-octanol/water</b>	: Not available.	
<b>Auto-ignition temperature</b>	: Not available.	
<b>Decomposition temperature</b>	: Not available.	
<b>Viscosity</b>	: Not available.	

## Section 10. Stability and reactivity

<b>Reactivity</b>	: No specific test data related to reactivity available for this product or its ingredients.
<b>Chemical stability</b>	: The product is stable.
<b>Possibility of hazardous reactions</b>	: Do not mix with chlorinated products, oxidizers, or bases. Mixing may cause a release of toxic chlorine vapors
<b>Conditions to avoid</b>	: No specific data.

## Section 10. Stability and reactivity

- Incompatible materials** : Alkalis, reducing agents, combustible and organic materials, and metals such as zinc.
- Hazardous decomposition products** : Under normal conditions of storage and use, hazardous decomposition products should not be produced.

## Section 11. Toxicological information

### Information on toxicological effects

#### Acute toxicity

Product / Ingredient name	Result	Species	Dose	Exposure
Nitric acid	LC50 Inhalation Vapor	Rat	130 mg/m <sup>3</sup>	4 hours

#### Irritation/Corrosion

There is no data available.

#### Sensitization

There is no data available.

#### Mutagenicity

There is no data available.

#### Carcinogenicity

There is no data available.

#### Reproductive toxicity

There is no data available.

#### Teratogenicity

There is no data available.

#### Specific target organ toxicity (single exposure)

There is no data available.

#### Specific target organ toxicity (repeated exposure)

There is no data available.

#### Aspiration hazard

There is no data available.

**Information on the likely routes of exposure** : Dermal contact. Eye contact. Inhalation. Ingestion.

#### Potential acute health effects

**Eye contact** : Causes serious eye damage.

**Inhalation** : No known significant effects or critical hazards.

**Skin contact** : Causes severe burns.

**Ingestion** : Corrosive to the digestive tract. Causes burns.

#### Symptoms related to the physical, chemical and toxicological characteristics

**Eye contact** : Adverse symptoms may include the following:

Pain  
Watering  
Redness

**Inhalation** : No known significant effects or critical hazards.

**Skin contact** : Adverse symptoms may include the following:

Pain or irritation  
Redness  
Blistering may occur

**Ingestion** : Adverse symptoms may include the following: stomach pains

#### Product at RECOMMENDED DILLUTION

#### Information on toxicological effects

**Eye contact** : Causes serious eye damage.

**Inhalation** : No known significant effects or critical hazards.

**Skin contact** : Causes severe burns.

**Ingestion** : Corrosive to the digestive tract. Causes burns.



## Section 11. Toxicological information

### Delayed and immediate effects and also chronic effects from short and long term exposure

#### Short term exposure

**Potential immediate effects** : No known significant effects or critical hazards.

**Potential delayed effects** : No known significant effects or critical hazards.

#### Long term exposure

**Potential immediate effects** : No known significant effects or critical hazards.

**Potential delayed effects** : No known significant effects or critical hazards.

#### Potential chronic health effects

**General** : No known significant effects or critical hazards.

**Carcinogenicity** : No known significant effects or critical hazards.

**Mutagenicity** : No known significant effects or critical hazards.

**Teratogenicity** : No known significant effects or critical hazards.

**Developmental effects** : No known significant effects or critical hazards.

**Fertility effects** : No known significant effects or critical hazards.

#### Numerical measures of toxicity

#### Acute toxicity estimates

There is no data available.

### **Product at RECOMMENDED DILLUTION**

#### Potential acute health effects

**Eye contact** : Adverse symptoms may include the following:  
Pain  
Watering  
Redness

**Inhalation** : No known significant effects or critical hazards.

**Skin contact** : Adverse symptoms may include the following:  
Pain or irritation  
Redness  
Blistering may occur

**Ingestion** : Adverse symptoms may include the following: stomach pains

**Chronic health effects** : No known significant effects or critical hazards.

## Section 12. Ecological information

#### Toxicity

There is no data available.

#### Persistence and degradability

There is no data available.

#### Bioaccumulative potential

There is no data available.

#### Mobility in soil

**Soil/water partition coefficient (KOC)** : Not available

#### Other adverse effects

: No known significant effects or critical hazards.

## Section 13. Disposal considerations

### Disposal methods




: The generation of waste should be avoided or minimized wherever possible. Disposal of this product, solutions and any by-products should comply with the requirements of environmental protection and waste disposal legislation and any regional local authority requirements. Dispose of surplus and non-recyclable products via a licensed waste disposal contractor. Waste should not be disposed of untreated to the sewer unless fully compliant with the requirements of all authorities with jurisdiction. Waste packaging should be recycled. Incineration or landfill should only be considered when recycling is not feasible. This material and its container must be disposed of in a safe way. Care should be taken when handling empty containers that have not been cleaned or rinsed out. Empty containers or liners may retain some product residues. Avoid dispersal of spilled material and runoff and contact with soil, waterways, drains and sewers.

### Product at RECOMMENDED DILLUTION

### Disposal methods

: when it's possible, avoid waste generation. Disposal of this product, solutions and any by-products should comply with the requirements of environmental protection and waste disposal legislation and any regional local authority requirements. Dispose of surplus and non-recyclable products via a licensed waste disposal contractor. Waste should not be disposed of untreated to the sewer unless fully compliant with the requirements of all authorities with jurisdiction. Waste packaging should be recycled. Incineration or landfill should only be considered when recycling is not feasible. This material and its container must be disposed of in a safe way. Care should be taken when handling empty containers that have not been cleaned or rinsed out. Empty containers or liners may retain some product residues. Avoid dispersal of spilled material and runoff and contact with soil, waterways, drains and sewers.

## Section 14. Transport information

	TDG Classification	IMDG	IATA
UN number	UN2031	UN2031	UN2031
UN proper shipping name	NITRIC ACID, other than red fuming, with less than 65% nitric acid	NITRIC ACID, other than red fuming, with less than 65% nitric acid	NITRIC ACID, other than red fuming, with less than 65% nitric acid
Transport hazard class(es)	8 	8 	8 
Packing group	II	II	II
Environmental hazards	No.	No.	No.

### Additional information

#### TDG Classification

: Product classified as per the following sections of the Transportation of Dangerous Goods Regulations: 2.40-2.42 (Class 8).

#### Emergency Response

: 157

#### Guidebook (ERG)

#### Special precautions for user

: **Transport within user's premises:** always transport in closed containers that are upright and secure. Ensure that persons transporting the product know what to do in the event of an accident or spillage.

## Section 15. Regulatory information

Canadian lists

Canada inventory (DSL NDSL)

: All components are listed or exempted.

Canadian NPRI

: The following components are listed: Nitric acid

CEPA Toxic substances

: None of the components are listed.

## Section 16. Other information

Hazardous Material Information System (États-Unis)

Health : 3 /

Flammability : 0

Product at initial concentration

Health	/	3
Flammability		0
Physical hazards		0

Physical hazards : 0

Product at RECOMMENDED DILLUTION

Health	/	3
Flammability		0
Physical hazards		0

Caution: HMIS® ratings are based on a 0-4 rating scale, with 0 representing minimal hazards or risks, and 4 representing significant hazards or risks. Although HMIS® ratings and the associated label are not required on SDSs or products leaving a facility under 29 CFR 1910.1200, the preparer may choose to provide them. HMIS® ratings are to be used with a fully implemented HMIS® program. HMIS® is a registered trademark and service mark of the American Coatings Association, Inc.

The customer is responsible for determining the PPE code for this material. For more information on HMIS® Personal Protective Equipment (PPE) codes, consult the HMIS® Implementation Manual.

National Fire Protection Association (États-Unis)

Product at initial concentration



Product at RECOMMENDED DILLUTION



Health: 3

Flammability: 0

Instability : 0

Special :

Reprinted with permission from NFPA 704-2001, Identification of the Hazards of Materials for Emergency Response Copyright ©1997, National Fire Protection Association, Quincy, MA 02269. This reprinted material is not the complete and official position of the National Fire Protection Association, on the referenced subject which is represented only by the standard in its entirety.

Copyright ©2001, National Fire Protection Association, Quincy, MA 02269. This warning system is intended to be interpreted and applied only by properly trained individuals to identify fire, health and reactivity hazards of chemicals. The user is referred to certain limited number of chemicals with recommended classifications in NFPA 49 and NFPA 325, which would be used as a guideline only. Whether the chemicals are classified by NFPA or not, anyone using the 704 systems to classify chemicals does so at their own risk.

Procedure used to derive the classification

Classification	Justification
SKIN CORROSION/IRRITATION - Category 1A SERIOUS EYE DAMAGE/ EYE IRRITATION - Category 1	Expert judgment On basis of test data

## Section 16. Other information

### History

**Date of issue** : 01/06/2019

**Version** : 2

**Prepared by** : Omnicem

**Key to abbreviations** : ATE = Acute Toxicity Estimate  
BCF = Bioconcentration Factor  
GHS = Globally Harmonized System of Classification and Labelling of Chemicals IATA = International Air Transport Association  
IBC = Intermediate Bulk Container  
IMDG = International Maritime Dangerous Goods  
LogPow = logarithm of the octanol/water partition coefficient  
MARPOL = International Convention for the Prevention of Pollution From Ships, 1973 as modified by the Protocol of 1978. ("Marpol" = marine pollution)  
UN = United Nations  
HPR = Hazardous Products Regulations

### Notice to reader

To the best of our knowledge, the information contained herein is accurate. However, neither the above-named supplier, nor any of its subsidiaries, assumes any liability whatsoever for the accuracy or completeness of the information contained herein. Final determination of suitability of any material is the sole responsibility of the user. All materials may present unknown hazards and should be used with caution. Although certain hazards are described herein, we cannot guarantee that these are the only hazards that exist.

The content of this form is also valid in Spanish to cover Cuba and in French to cover Haiti